



Altegra
WINDOW &
DOOR SYSTEMS

OUR DOOR COLLECTION

A range of diverse aluminium door systems with impressive U-values and thermal performance

Learn more by visiting altegrawindowanddoorsystems.co.uk

Timelessly stylish, our attractive aluminium doors will provide years of enjoyment and trouble-free performance.



Folding doors

We have styles to suit any space or budget, from the traditional elegance of single or double 'French doors' to the popular bi-folding or folding sliding styles that provide seamless access to the garden.



Maximum operation height of up to 2700mm high and individual door leaves up to 1300mm wide



Further thermal enhancement available for added energy savings




Leaf weights up to 125kg



High tech roller designs ensures years of trouble-free operation




High quality weather seals to prevent draughts, heat loss and external noise



Single doors



Double doors



Folding doors

All types of aluminium doors we manufacture


Single doors

Open out or open in



Standard Trade Colour Range

White (9910)



Anthracite (7016)



Dual Colour Range

White (9910) / Anthracite (7016)



Anthracite (7016) / White (9910)



GLAZING OPTIONS

Available in double or triple glazing up to 48mm*

U VALUES

Ali FOLD: as low as 1.19 W/m²K

Double doors

Open out or open in



GLAZING OPTIONS

Available in double or triple glazing up to 48mm*

U VALUES


Ali FOLD: as low as 1.19 W/m²K

Folding sliding doors

Open out or open in

Standard Trade Colour Range

White (9910)



Anthracite (7016)




Dual Colour Range

White (9910) / Anthracite (7016)



Anthracite (7016) / White (9910)



GLAZING OPTIONS

Available in double or triple glazing up to 48mm*

U VALUES

Ali FOLD: as low as 1.19 W/m²K



Sliding doors

A modern and stylish alternative to a traditional patio door, sliding doors are ideal for maximising the sense of light and space in a home and are precision engineered to effortlessly glide open.



Maximum operation height of up to 3000mm high and individual door leaves up to 3000mm wide



Further thermal enhancement available for added energy savings





Leaf weights up to 300kg (Lift and slide heavy duty option)



High tech roller designs ensures years of trouble-free operation




High quality weather seals to prevent draughts, heat loss and external noise



SLIDE

Ali and PRe® are available as a double or triple-track system, our sliding doors sit directly on the rollers and are easy to operate.




SLIDE DOUBLE TRACK

Our double track sliding doors offer a 50% opening aperture to provide access, ventilation and natural light.



SLIDE TRIPLE TRACK

Only available with PRe®, this makes it ideal for larger door panels, the handle is used to 'lift' the door up onto the rollers so it can slide open.



SLIDE TRIPLE TRACK

Offering a larger opening aperture of 66%, our triple-track option enables all three door panels to slide for wider views and full-length sliding glass walls.

Sliding doors

Slimline interlocking

Standard Trade Colour Range

White (9910)



Anthracite (7016)



Dual Colour Range

White (9910) / Anthracite (7016)



Anthracite (7016) / White (9910)



GLAZING OPTIONS

Available in double or triple glazing up to 52mm*

U VALUES


Ali SLIDE: as low as 1.64 W/m²K

Sliding doors

Standard interlocking

Standard Trade Colour Range

White (9910)




Anthracite (7016)




Dual Colour Range

White (9910) / Anthracite (7016)



Anthracite (7016) / White (9910)



GLAZING OPTIONS


Available in double or triple glazing up to 52mm*

U VALUES

Ali SLIDE: as low as 1.64 W/m²K

**Attractive designs
combined with
exceptional performance.**





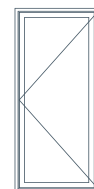
Configurations: Folding and sliding

PLEASE NOTE*

These are just some of the available configurations. Please speak to your installer for the best solution for your project.

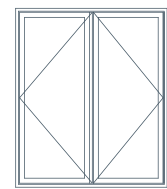
One Pane

Single door
1L / 1R



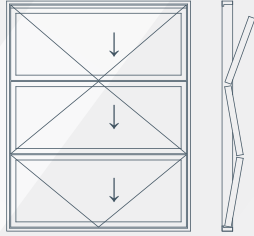
Two Pane

Double doors
1L1R



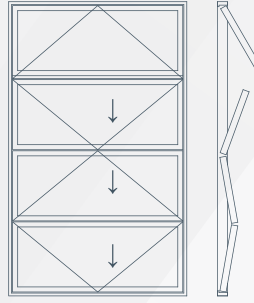
Three Pane

Inclusive of single door
3L / 3R



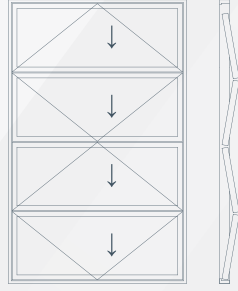
Four Pane

Inclusive of double doors
3L1R / 1L3R



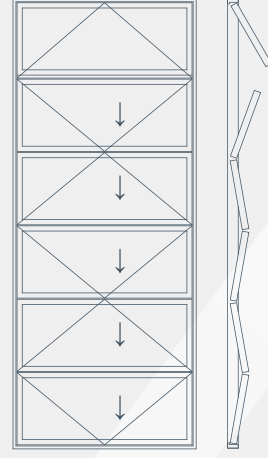
Four Pane

Not accessible from outside
4L / 4R



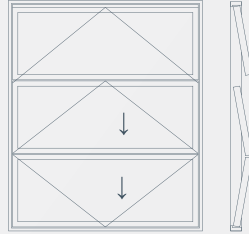
Six Pane

Inclusive of double doors
5L1R / 1L5R



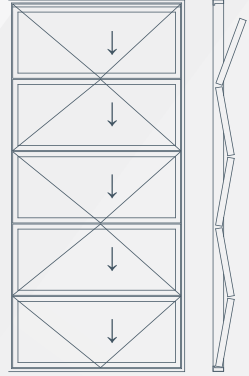
Three Pane

Inclusive of single door
1L2R / 2L1R



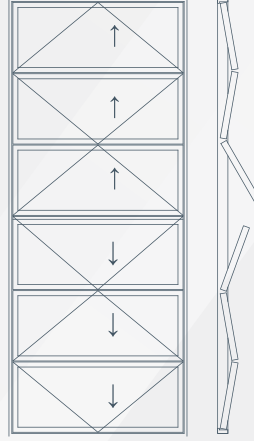
Five Pane

Inclusive of single door
5L / 5R



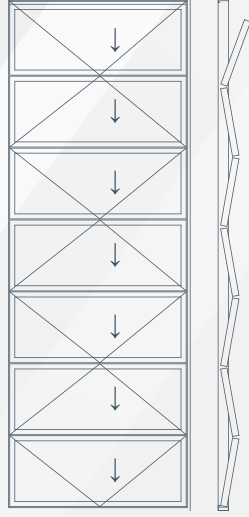
Six Pane

Inclusive of double doors
3L3R



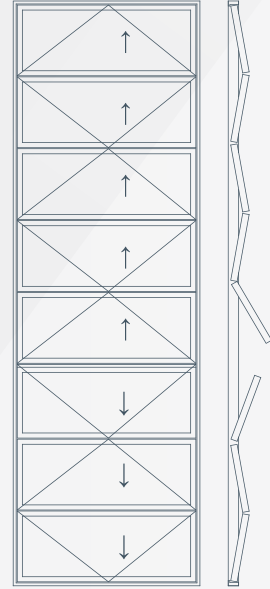
Seven Pane

Inclusive of single door
7L / 7R



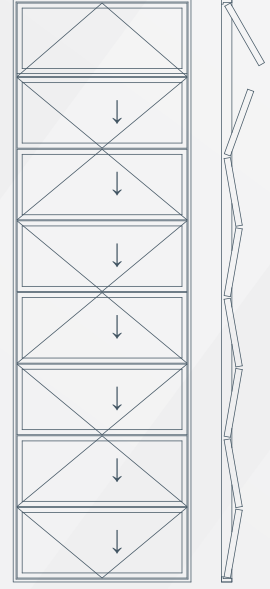
Eight Pane

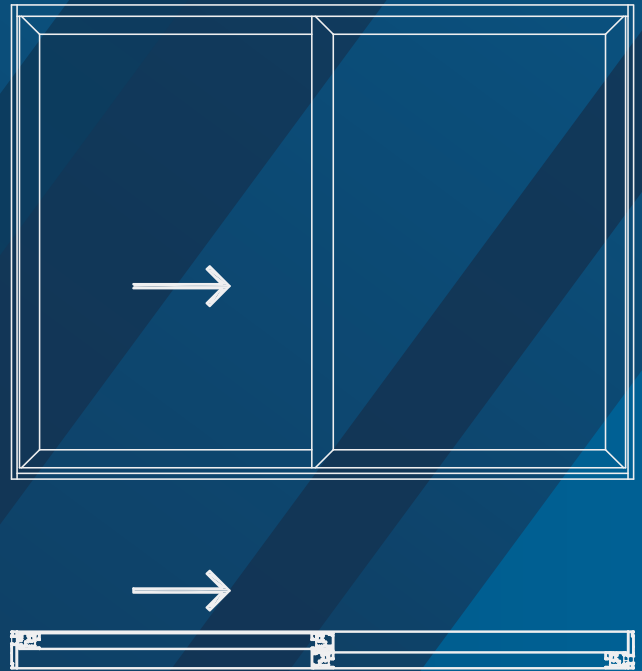
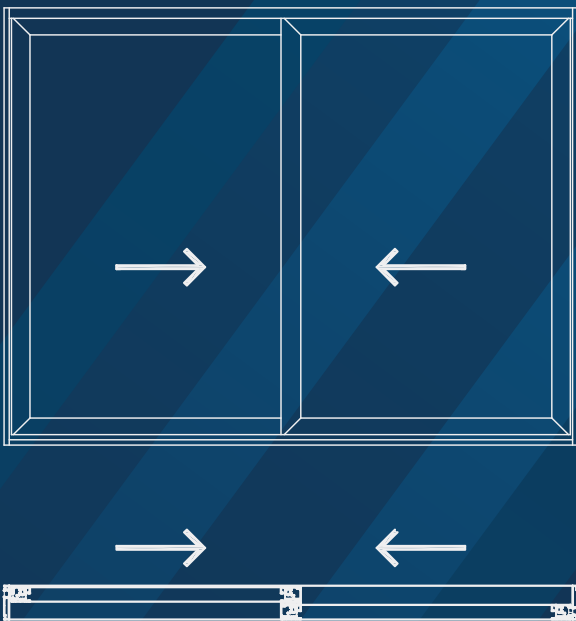
Inclusive of double doors
3L5R / 5L3R



Eight Pane

Inclusive of double doors
7L1R / 1L7R





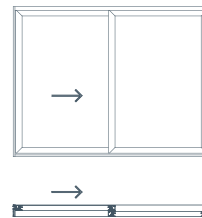
Configurations: Sliding

PLEASE NOTE*

These are just some of the available configurations. Please speak to your installer for the best solution for your project.

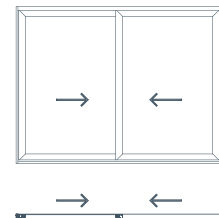
Two Pane

Single track slide
XO / OX



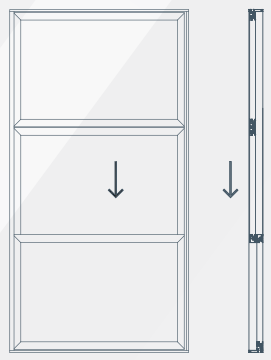
Two Pane

Double track lift and slide
XX / XXH



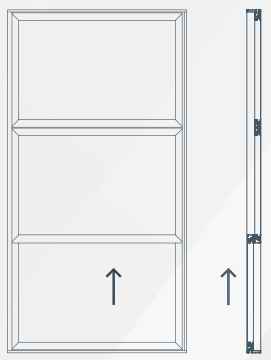
Three Pane

Single track slide
OXO / OXOH



Three Pane

Single track slide
XOO / OOX



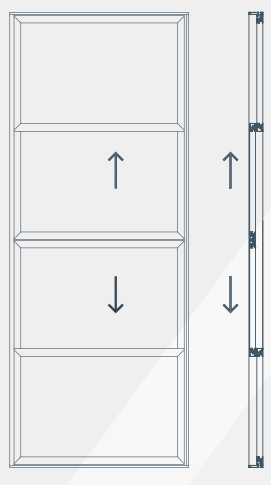
Three Pane

Triple track lift and slide
XOX / OXX



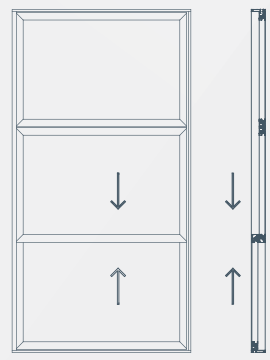
Four Pane

Single track lift and slide
OXXO / OXXOH



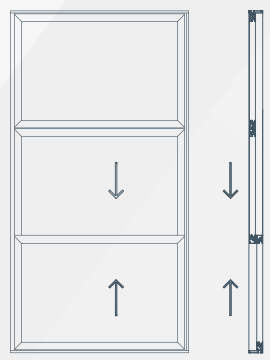
Three Pane

Double track lift and slide
XOX (Type1) / OXX (Type1)



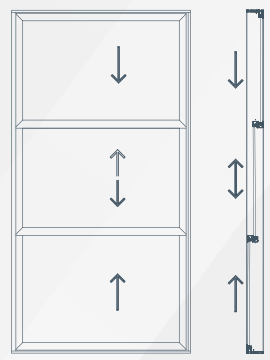
Three Pane

Double track lift and slide
XOX (Type2) / OXX (Type2)



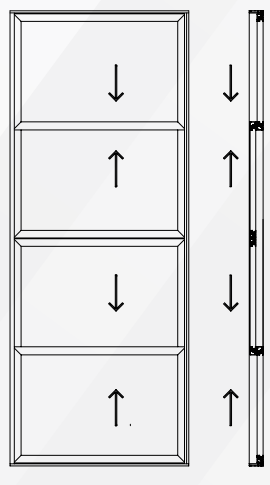
Three Pane

Triple track lift and slide
XXX / XXXH



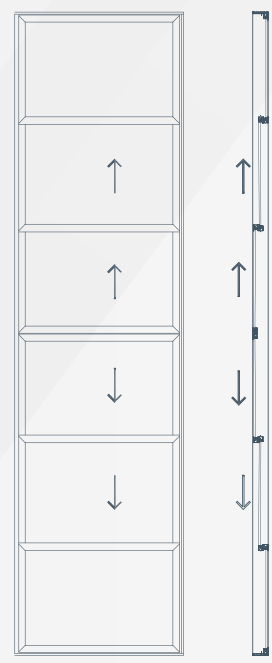
Four Pane

Double track lift and slide
XXXX / XXXXH



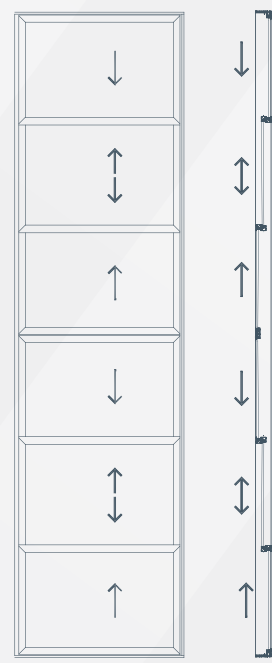
Six Pane

Triple track lift and slide
OXXXXO



Six Pane

Triple track lift and slide
XXXXXX



Whatever your style, we can offer a wide selection of door furniture and colour options to provide the perfect match.

